

# VARIATION BY ORIGIN



Natural limewashed finish






- 4 sizes of basin units
- Choice of 6 door designs
- To be completed with an oak, stone or ceramic countertop
- Optional seagrass or rattan baskets
- 1 or 2 handles (round or flat design) & 1 rail in stainless or matt black
- 1 care kit included


COUNTERTOPS



SOLID OAK



BLUESTONE



EXOTIC BLACK



ANSTRUDE



WHITE CARRARA



CALACATTA ORO (CERAMIC)

FINISHES - TOWEL RAIL & HANDLES

TOWEL RAIL  
(STAINLESS OR MATT BLACK)



STAINLESS



MATT BLACK

ROUND OR FLAT HANDLE DESIGN  
(AVAILABLE IN 2 FINISHES)



STAINLESS



MATT BLACK



STAINLESS



MATT BLACK

BASKETS

OPTIONAL FOR SMALL OR LARGE OPEN SHELVING



L 44 x D 35,5 x H 16,5cm  
Ref. 1.02.055 SY  
Large open shelving



L 44 x D 35,5 x H 16,5cm  
Ref. 1.02.051 SG  
Large open shelving



L 17 x D 35,5 x H 16,5cm  
Ref. 1.02.054 SY  
Small open shelving



L 17 x D 35,5 x H 16,5cm  
Ref. 1.02.050 SG  
Small open shelving



### 1 BASIN UNIT

L 64 x D 54,5 x H 75 cm  
Ref. 5.20.000

→ TO BE COMPLETED WITH 1 RAIL,  
1 HANDLE (ROUND OR FLAT DESIGN),  
1 DOOR, A COUNTERTOP & SIDE PANELS

		Ref.
<b>COUNTERTOP</b> (L 65 x D 55 x H 3cm OR H 1,2 cm for CO)		
Solid oak		5.20.060
Bluestone		4.20.060 PB
Exotic black		4.20.060 EB
Anstrude		4.20.060 AN
White carrara		4.20.060 BC
Calacatta ORO		7.20.060-CO

#### TOWEL RAIL

Stainless	5.20.000 PS-IN
Matt black	5.20.000 PS-NOM



### 1 BASIN UNIT

L 100 x D 54,5 x H 75 cm  
Ref. 5.20.005

→ TO BE COMPLETED WITH 1 RAIL,  
1 HANDLE (ROUND OR FLAT DESIGN),  
1 DOOR, A COUNTERTOP & SIDE PANELS

		Ref.
<b>COUNTERTOP</b> (L 101 x D 55 x H 3cm OR H 1,2 cm for CO)		
Solid oak		5.20.061
Bluestone		4.20.061 PB
Exotic black		4.20.061 EB
Anstrude		4.20.061 AN
White carrara		4.20.061 BC
Calacatta ORO		7.20.061-CO

#### TOWEL RAIL

Stainless	5.20.005 PS-IN
Matt black	5.20.005 PS-NOM

## DOORS (THE SAME SIZE OF DOOR FOR ALL BASIN UNITS)



### FLORES

FLAT HANDLE ONLY  
Ref. 5.20.005 BTS




### MAUI

FLAT OR ROUND HANDLE  
Ref. 5.20.005 BTO



### TONGA

FLAT OR ROUND HANDLE  
Ref. 5.20.005 BTB




### BALI

FLAT HANDLE ONLY  
Ref. 5.20.005 BTR



### SUMBA

WITHOUT HANDLE  
Ref. 5.20.005 BT



### DOOR

FLAT OR ROUND HANDLE  
Ref. 5.20.005 CAN

## ROUND & FLAT HANDLES (SEE P57)

		Ref.
<b>FLAT HANDLE</b>		
Stainless	5.20.000 HDL-IN	
Matt black	5.20.000 HDL-NOM	

		Ref.
<b>ROUND HANDLE</b>		
Stainless	5.20.000 BOU-IN	
Matt black	5.20.000 BOU-NOM	



Natural limewashed finish

**SIDE PANELS**  
(pair)  
Ref. 5.20.000 SP



**BASIN UNIT**  
(OPTION OF 1 OR 2 BASINS)  
L 132 x D 54,5 x H 75 cm  
Ref. 5.20.010

→ TO BE COMPLETED WITH 1 RAIL,  
2 HANDLES (ROUND OR FLAT DESIGN),  
2 DOORS, A COUNTERTOP & SIDE PANELS

Ref.

<b>COUNTERTOP</b> (L 133 x D 55 x H 3 cm OR H 1,2 cm for CO)	
Solid oak	5.20.062
Bluestone	4.20.062 PB
Exotic black	4.20.062 EB
Anstrude	4.20.062 AN
White carrara	4.20.062 BC
Calacatta ORO	7.20.062-CO
<b>TOWEL RAIL</b>	
Stainless	5.20.010 PS-IN
Matt black	5.20.010- PS-NOM



**BASIN UNIT**  
(OPTION OF 1 OR 2 BASINS)  
L 164 x D 54,5 x H 75 cm  
Ref. 5.20.012

→ TO BE COMPLETED WITH 1 RAIL,  
2 HANDLES (ROUND OR FLAT DESIGN),  
2 DOORS, A COUNTERTOP & SIDE PANELS

Ref.

<b>COUNTERTOP</b> (L 165 x D 55 x H 3 cm OR H 1,2 cm for CO)	
Solid oak	5.20.064
Bluestone	4.20.064 PB
Exotic black	4.20.064 EB
Anstrude	4.20.064 AN
White carrara	4.20.064 BC
Calacatta ORO	7.20.064-CO
<b>TOWEL RAIL</b>	
Stainless	5.20.012 PS-IN
Matt black	5.20.012 PS-NOM

Option of 9 finishes  
Accessories & Storage p74 – 85